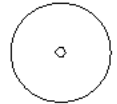
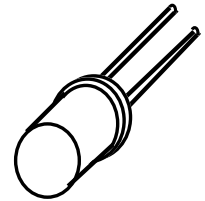
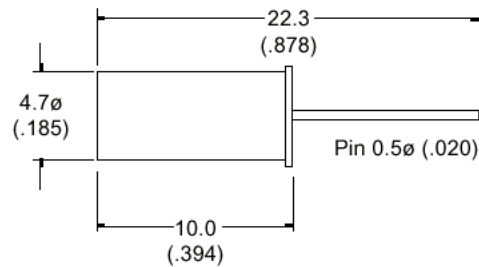
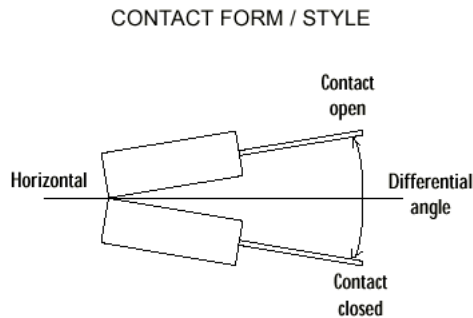


DETECTEUR DE POSITION ANGULAIRE SANS MERCURE TIP OVER SWITCH- NO MERCURY CONTACTS

IBxxxxx



These switches operate when tilted from the horizontal position. The switch movement required to cause contact change (example off to on) is called the differential angle. It is very important when designing a tilt switch to allow for the differential angle and understand that when in the horizontal position the switch contact may be open or closed.

Drawings not to scale
All dimensions in mm (inches) nominal

CONTACT FORM/STYLE		See above
SWITCHING VOLTAGE	Max. Vac	60
SWITCHING CURRENT	Max. A	0.25
SWITCHING CAPACITY	Max. VA	5
DIFFERENTIAL ANGLE	Max. Deg°	15
CONTACT RESISTANCE	Max. Ω	30
OPERATING TEMPERATURE	Deg. °C	-37° + 100°
STORAGE TEMPERATURE	Deg. °C	-40° + 125°
CASE MATERIAL		Nickel-tin plated
CABLE/TERMINATION		Pin

NOTE: When cutting or bending switch leads it is important that the glass seal is not damaged. The cutting or bending point should be no closer than 3mm to the glass to metal seal and the lead should be supported between the cutting or bending point and the glass to metal seal.

Proud to serve you

celduc[®]

r e l a i s

All technical characteristics are subject to change without previous notice.
Caractéristiques sujettes à modifications sans préavis.

Rue Ampère B.P. 4 42290 SORBIERS - FRANCE E-Mail : celduc-relais@celduc.com
Fax +33 (0) 4 77 53 85 51 Service Commercial France Tél. : +33 (0) 4 77 53 90 20
Sales Dept.For Europe Tel. : +33 (0) 4 77 53 90 21 Sales Dept. Asia : Tél. +33 (0) 4 77 53 90 19