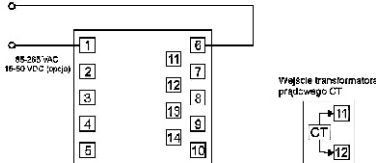


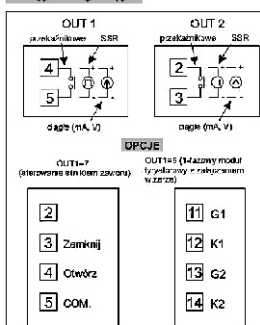
Połączenia elektryczne

FY400

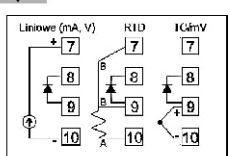
A. Zasilanie



B. Wyjścia regulacyjne

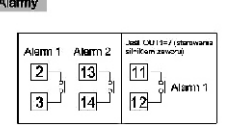


C. Wejście

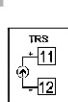


RTD - czujnik rezystancyjny
TC - termopara

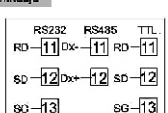
D. Alarmy



E. Re-transmisja




F. Komunikacja

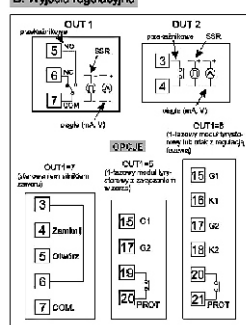


FY700

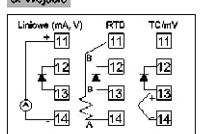
A. Zasilanie



B. Wyjścia regulacyjne

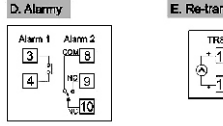


C. Wejście

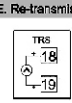


RTD - czujnik rezystancyjny
TC - termopara

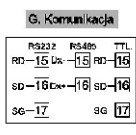
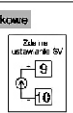
D. Alarmy



E. Re-transmisja

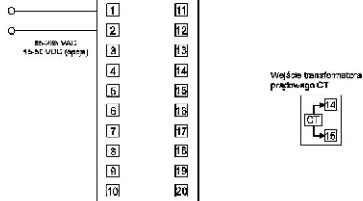


F. Wejście dodatkowe

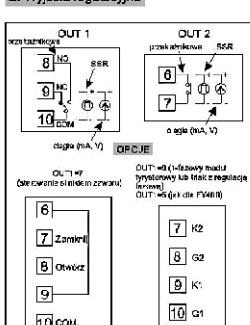


FY600/800

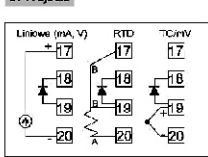
A. Zasilanie



B. Wyjścia regulacyjne

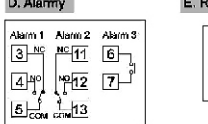


C. Wejście

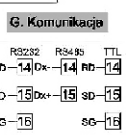


RTD - czujnik rezystancyjny
TC - termopara

D. Alarmy

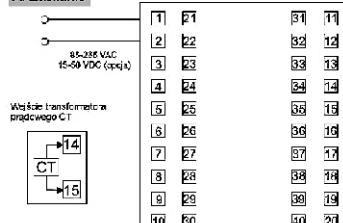


F. Wejście dodatkowe

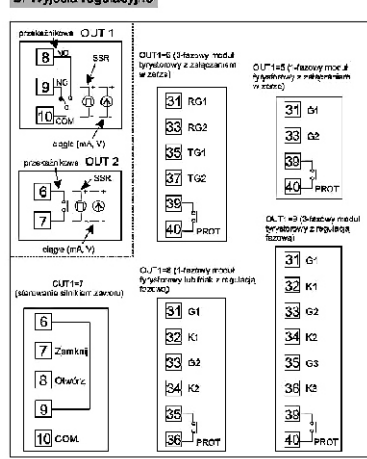


FY900

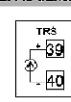
A. Zasilanie



B. Wyjścia regulacyjne



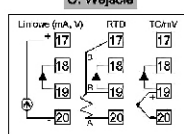
E. Re-transmisja



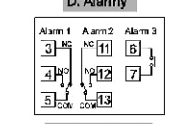
F. Wejście dodatkowe



C. Wejście



D. Alarmy



G. Komunikacja

