


DC Solid State Relay



D3P SERIES



Features

Small size, Resin casted molding type
 Available for PCB high-density packaging
 Max. load current at 2A, 4A

SSR for DC load
 Dielectric strength between input and output at 2,500V/1 min.

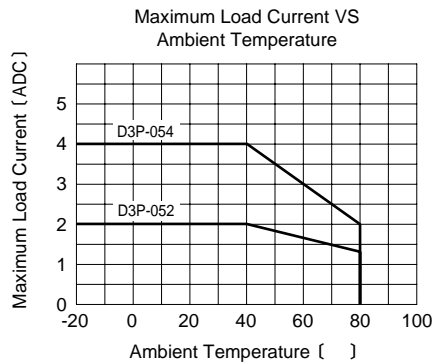
Type Information

D 3 P - 0 5 2

Rated Load Voltage
 05 : 3 ~ 50V(Pure DC)

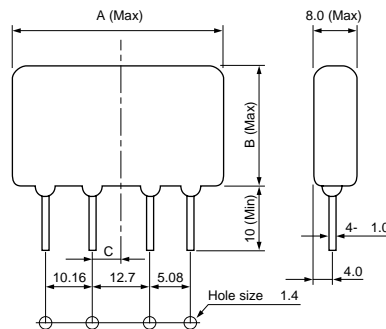
Max. load current
 2 : 2A
 4 : 4A

Characteristics



Description in the catalogue is subject to change without notice. Please read the specifications thoroughly before using. Please contact JEL SYSTEM for further information.

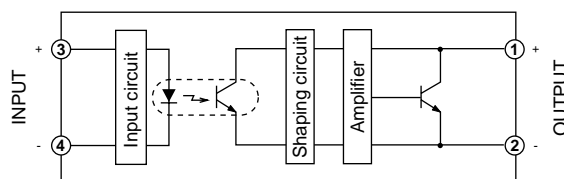
Dimensions (mm)



Model \ Size	A	B	C
D3P-052	35	21	3.8
D3P-054	41	32	4.7

Dimensions For PCB Design

Equivalent Circuit



Description in the catalogue is subject to change without notice. Please read the specifications thoroughly before using.
Please contact JEL SYSTEM for further information.

Ratings

(Ta = 25)

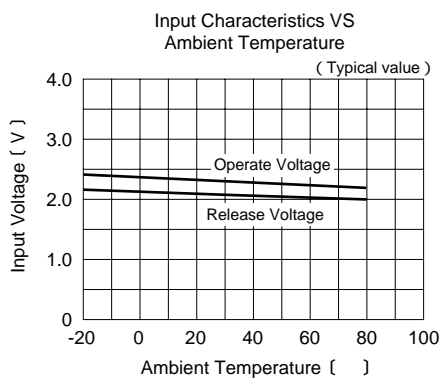
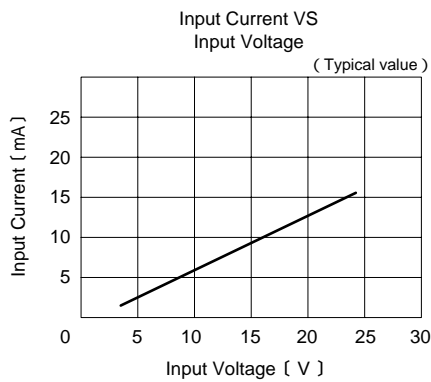
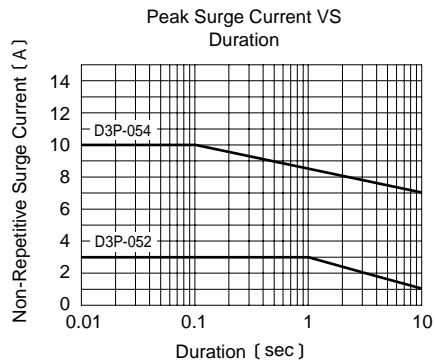
	Item	Symbols	D3P-052	D3P-054	Units
Output	Maximum Load Voltage	V _{OMAX}	50		V _{DC}
	Load Voltage Range	V _O	Pure DC	3 ~ 50	V _{DC}
			Bridge Rectification	35	V _{rms}
	Maximum Load Current	I _{OMAX}	2	4	A _{DC} /A _{rms}
Surge Current Ratings	I _{SURGE}	3 (1sec)	10 (0.1sec)	A	
Input	Maximum Input Voltage	V _{IMAX}	24		V _{DC}
	Input Impedance	R _{IN}	1500 ± 20 %		
General	Dielectric Strength	V _{ISO}	2,500 / 1min. (Between input and output) (Rh40 ~ 60 %)		V _{ACrms}
	Isolation Resistance	R _{ISO}	10 ⁸ and above DC500V (Between input and output) (Rh40 ~ 60 %)		
	Operating Temperature Range	T _{OPR}	- 20 ~ + 80		
	Storage Temperature Range	T _{STG}	- 30 ~ + 100		

Electrical Characteristics

(Ta = 25)

	Item	Symbols	D3P-052	D3P-054	Units
Output	Off State Leakage Current	I _{LEK}	1.0 and below (V _O = 50V)		μA _{DC}
	On State Voltage Drop	V _{SAT}	1.2 and below		V _{DC}
	Minimum Load Current	I _{OMIN}	1		mA
Input	Input Voltage Range	V _I	3.5 ~ 24		V _{DC}
	Operate Voltage	V _P	3.5 and below		V _{DC}
	Release Voltage	V _D	1 and above		V _{DC}
General	Operate Time	T _{ON}	0.5ms and below (Resistance load)		
	Release Time	T _{OFF}	0.5 and below (Resistance load)		
	Capacitance	C _{IO}	15 and below		PF

Description in the catalogue is subject to change without notice. Please read the specifications thoroughly before using.
Please contact JEL SYSTEM for further information.



Description in the catalogue is subject to change without notice. Please read the specifications thoroughly before using. Please contact JEL SYSTEM for further information.